




Sheffield Softworks

Look Sweet Plugin Pack II

The Look Sweet group of plugins is designed to bring your footage to the next level. It consists of four plugins: Mr. Fixit EZ, Vibrance Plus, Bounce Fill, and Super Glam.



Mr. Fixit EZ is the ultimate, easy to use footage rescue system. Using some HDR photography techniques, Mr. Fixit EZ builds the brightest possible shadows and the darkest possible highlights and allow you to mix them back into the original image without affecting the color. It also gives you the option to flatten the highlights, giving an overall brighter image.



Vibrance Plus gives you fine control over saturation and desaturation of your clips. It increases chroma faster in the lower saturation areas, so you get a more vibrant image. You can also drag the slider negative to decrease the chroma in higher saturation areas faster than lower ones. The "plus" modes are *Pastel*, which lightens the high chroma areas and makes them pale, and *Enhance*, which slightly brightens higher chroma areas so can give people an "inner glow".



Bounce Fill simulates the use of a colored bounce fill reflector. This defaults to a gold reflector, but can be set to any color. Because the reflectivity of items in the image varies according their color relationship to the color of the reflector, an optional invert clip can alter the influence of the fill light based on an object's color.



Super Glam gives your footage the final polish. It's a combination of sharpening highlights and softening shadows. This processing can be done on the full color image, or on the luminance alone, leaving chroma untouched. Super Glam can really bring dull footage to life.

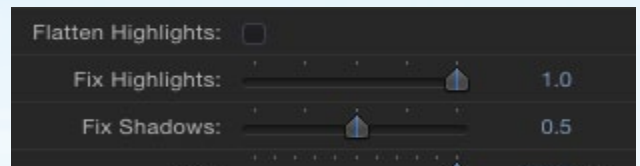
The Look Sweet Plugin Pack II uses FxFactory's plugin engine which makes use of the power of your GFX card to do its rendering, thus does not load down your CPU. It is compatible with the hosts that FxFactory supports, currently FCP 6 through Final Cut X, Motion 3 upto Motion 5, and After Effects. It requires at least 10.5 (Leopard) of the operating system.

How to use the Look Sweet plugin package

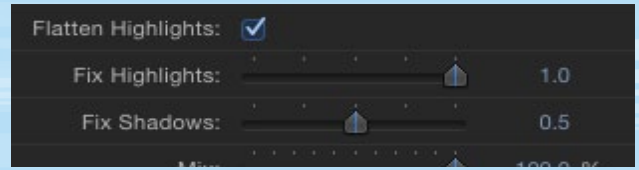
These four plugins may be used separately to address individual problems, or synergistically in combination to address a host of issues or to build specific "looks", see the tricks section at the end of this document for more ideas.

Mr. Fixit

Mr. Fixit EZ is used to bring out detail in bright highlights or in deep shadows. The Flatten Highlights button allows you to brighten up lighter shadows in overly contrasty images.



With the Fix Highlights slider moved all the way to the right, you can see the enhanced detail brought out of the clouds in this image. The Fix Shadows slider pulls more information out of the deep shadows of the tree.



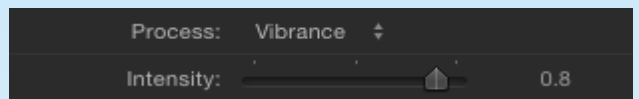
The Flatten Highlights checkbox brings highlights down slightly and midtones up and results in an overall brighter image.

Vibrance Plus

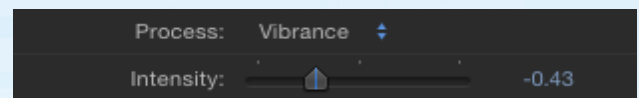
Vibrance Plus lets you increase or decrease the chroma selectively - increasing it more in lower saturation areas of the clip or decreasing it more in higher saturation areas of your clip. It does all this by building a Chroma Map - which you can display to see how your settings alter it. You also have Pastel and Enhance modes.



As you can see at the left, simply bringing up saturation overall affects the entire image and higher saturation areas rapidly go out of range. With Vibrance Plus, the lower saturation areas are raised without overdoing it on the already higher saturation areas.



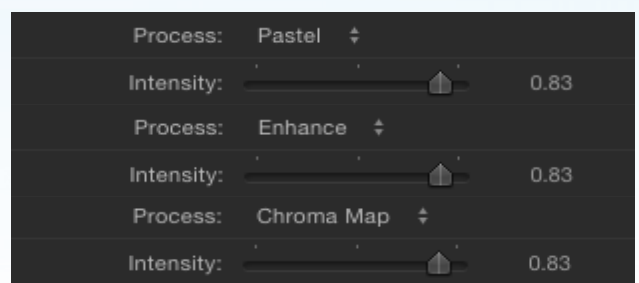
Vibrance Plus gives you control over the Process or mode, and the Intensity which can go from +1 to -1.



Dragging the intensity slider into the negative range reduces the saturation in the higher chrominance areas first.

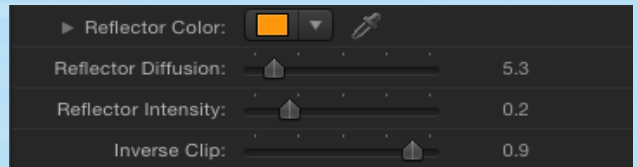


Additional processes are Pastel, Enhance, and Chroma Map.



Bounce Fill

Bounce Fill simulates the action of a colored bounce reflector. The reflectivity of items in the image varies according to their color relationship to the color of the reflector, so the Invert Clip can alter the influence of the fill light based on an object's color.

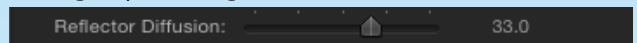


Bounce Fill can control the Reflector Color, Reflector Diffusion, Reflector Intensity, & Inverse Clip.

The default color of gold is flattering to skin tones.



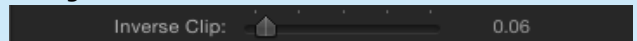
Altering the reflector color changes the quality of the light providing the fill.



Increasing the Reflector Diffusion softens the fill light.



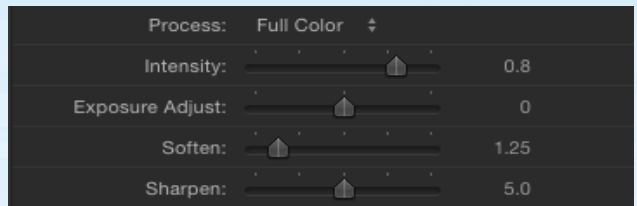
Increasing the Reflector Intensity strengthens the fill light.



Reducing the Inverse Clip increases the influence of the fill on colors that differ from the Fill Color

Super Glam

Super Glam sharpens highlights and softens shadows, giving a flattering, polished, high fashion look to your material.

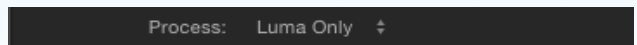


Super Glam has controls for Process, Intensity, Exposure Adjust, Soften, and Sharpen.

Soften and Sharpen alter the overall effect.



Increasing the Intensity can darken the image. Use Exposure Adjust to compensate.



Super Glam's processing can increase overall saturation. Switch to Luma Only to maintain the original chroma levels.

Tips and Tricks

Interesting and novel looks can be achieved by combining the filters in the Look Sweet Plugin Pack II. The hand colored quality to image below right uses multiple applications of Vibrance Plus, Mr. Fixit EZ, and Super Glam.



First Vibrance Plus is applied and used to partially desaturate the image. Then Mr. Fixit EZ is applied to pull details out of both highlights and shadows, then a second copy of Mr. Fixit EZ is added with the Flatten Highlights checkbox selected. Now apply a second Vibrance Plus and set it to increase the saturation, finally a Super Glam filter smooths the overall look.